

‘Love Letters’

Alex Fortune - BA Education & Illustration

Two college students from Dublin fall in love, but when one of them gets an opportunity to move away, they must find a way to keep the love alive

With this project, I wanted to retell a real-life story that happened to my parents. As we had a 14 spread limit, I felt choosing a true story would allow me to select the key moments and illustrate them, without it getting confusing.

I decide to use a mix of single and double page spreads, allowing me to utilise the space of a double page for more important moments within the story. As I approach my final semester in Illustration, I've identified that I would like to work in children's illustration, so I wanted to use this book as an opportunity to create work within that field.

When Illustrating, I found that digital illustration can often feel a bit cold, so I wanted to subvert this by using plenty of texture and shadow to give my book a handmade feel. I also developed two colour palettes - one for each part of the world the story is set in. I used a couple of the same shades in both palettes so the jump wouldn't be too jarring.

Style & Mood References




Previous work style reference

Revised Moodboard



Artist References



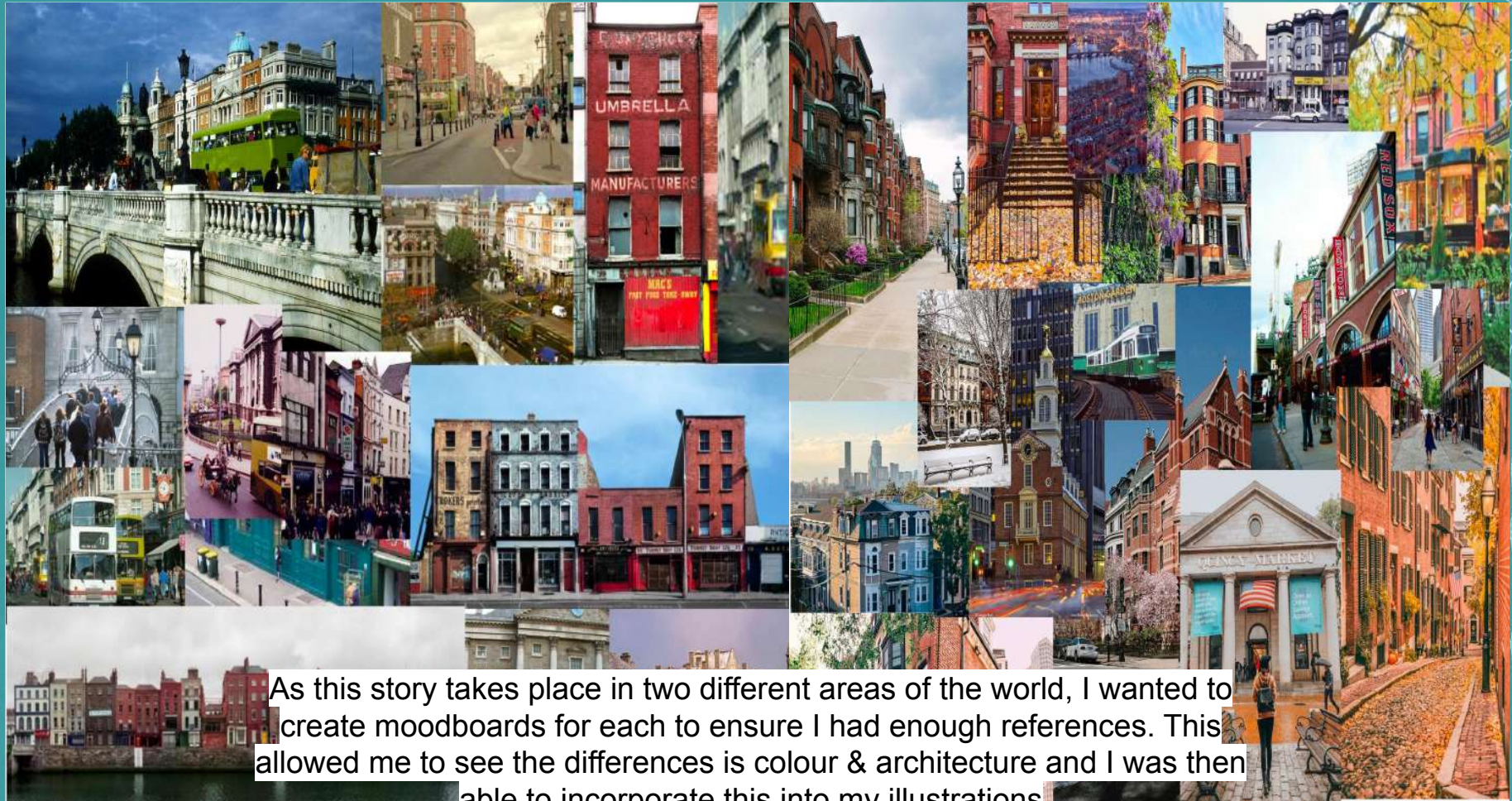
- use of texture + pattern
- interesting perspectives
- lighting
- Complex world building

I really love how lighting is used in this illustration

JENNIFER POTTER

- Really interesting + complex world building
- use of colour — more muted tones
- texture + pattern

Environment References



Character References




I collected photographs of my parents at the time as my character references - while I didn't want to end up drawing portraits of them, I felt that they would serve as a good starting point for characters

REFERENCE
♥

Character Development


[Link to miro](#)

These were the developments for the final selected characters, please view the earlier character development via our class miro board



Further Visual & Palette Development

VISUAL DEVELOPMENT



Initial environment development sketches & the two final colour palettes


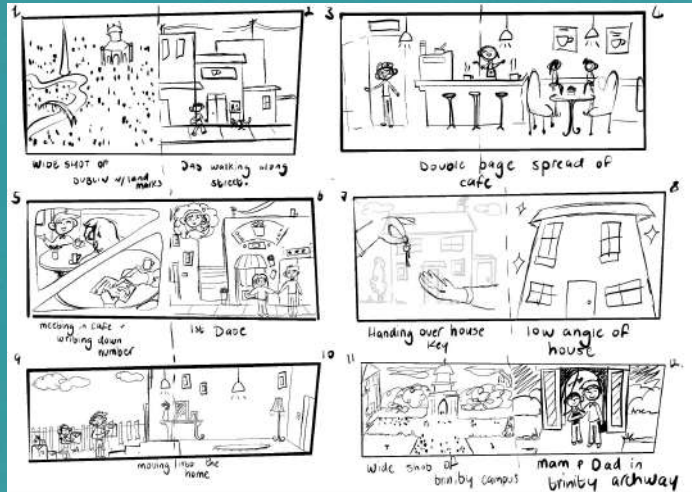
Dublin Palette



Boston Palette

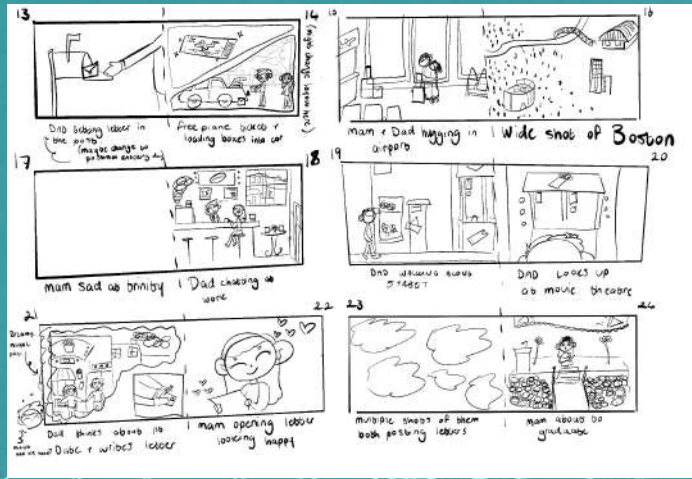


Thumbnail Sketches



Initial Thumbnail sketches outlining the story, full story breakdown in words can be viewed via miro.

I felt these thumbnails laid out the majority of the story well, I showed them to people outside of college to see if the story read well and I got good feedback - some of these thumbnails we reiterated within the final story.



Colour Visuals



I decided to highlight the letters with gold in the final book to show their importance



I liked this final page drawing for the cover